

# Using SEP-CyLE

## *Instructor View*

**NDSU** NORTH DAKOTA  
STATE UNIVERSITY

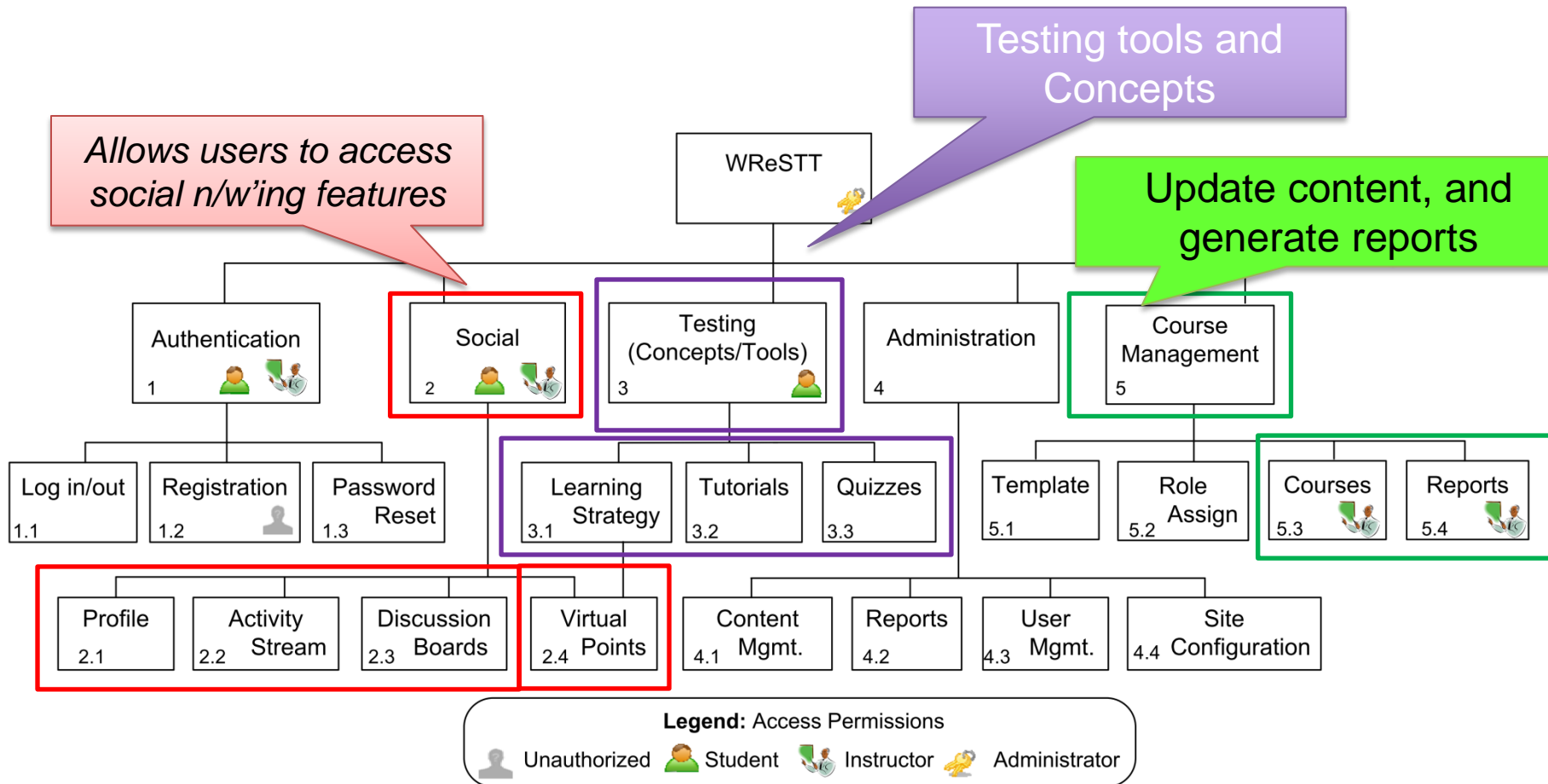
Gursimran Singh Walia, Associate Professor

North Dakota State University [FARGO, ND]

[www.gursimransinghwalia.com](http://www.gursimransinghwalia.com)

STUDENT FOCUSED • LAND GRANT • RESEARCH UNIVERSITY

# Agenda – Block Diagram [Clarke et al.]

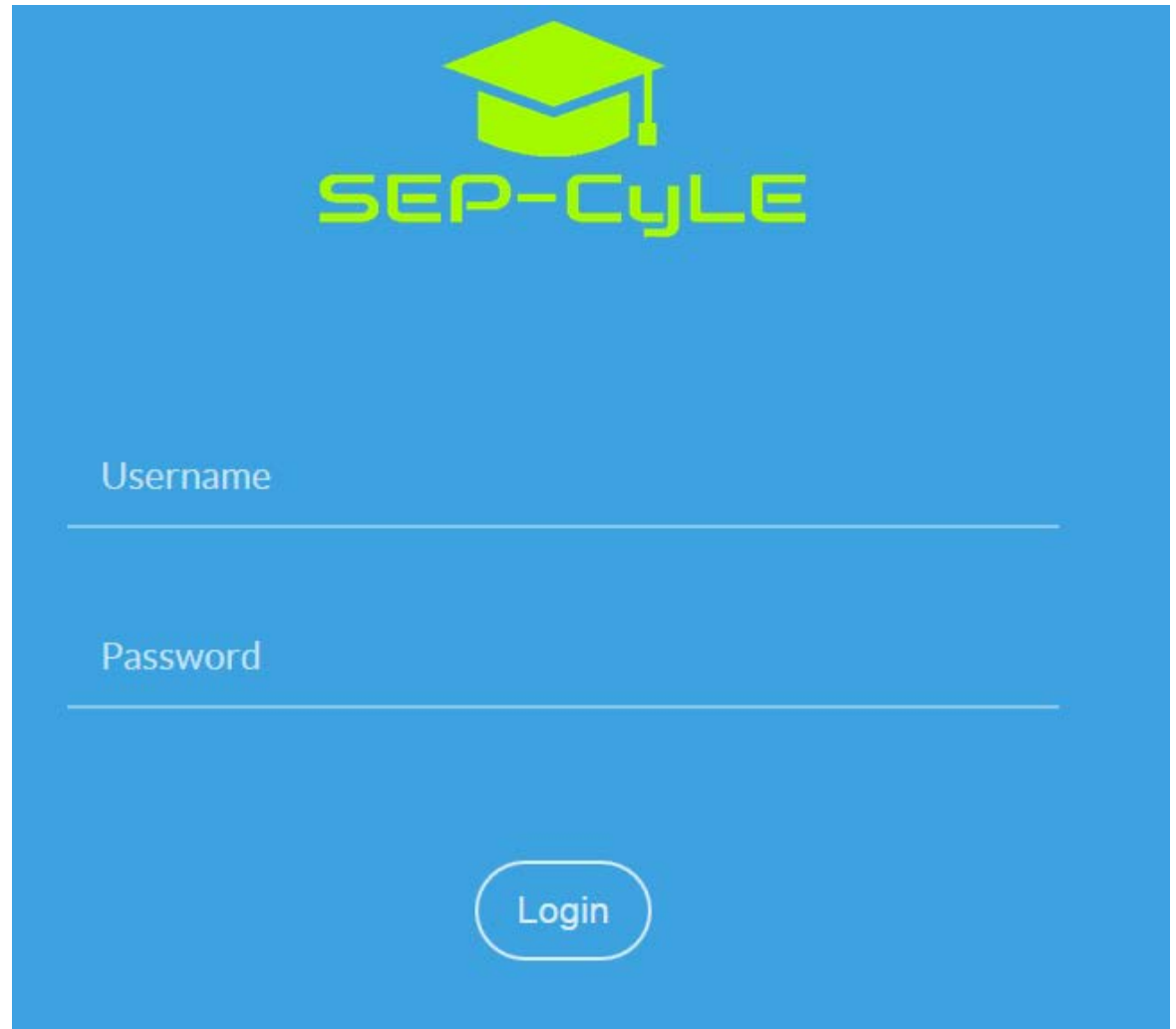


# Professor User – Help Video

<https://www.youtube.com/watch?v=XldvnmLN4nk>

Created by Mr. Steve Foo

# Homepage

The image shows a login form for the SEP-CyLE application. At the top center, there is a logo consisting of a blue graduation cap above the text "SEP-CyLE" in a blue, sans-serif font. Below the logo, there are two input fields: the first is labeled "Username" and the second is labeled "Password". Both fields are represented by horizontal lines. At the bottom center of the form, there is a blue rounded rectangular button with the word "Login" in white text.

SEP-CyLE

Username

Password






Login

**Demo Site:** <https://stem-cyle.cis.fiu.edu/app-demo>

STUDENT FOCUSED • LAND GRANT • RESEARCH UNIVERSITY **NDSU**




**SITE NAVIGATION**

- Dashboard 
- Learning Objects** 
- Tutorials 
- Community 
- Site News 

### Professor Dashboard


**COP2000**

|         |          |      |
|---------|----------|------|
| 2       | Fall     | 2015 |
| Section | Semester | Year |



Go to course 

**COP2000**



|         |          |      |
|---------|----------|------|
| 3       | Fall     | 2015 |
| Section | Semester | Year |

Go to course 

**Recent Course Posts**

- 
**studentuser1** - 05/21/2017 @ 23:12 -0400  
 Sep-Cyle Rocks the socks
- 
**studentuser2** - 09/21/2016 @ 18:17 -0400  
 Constructor can be overloaded as well guys

**Recent Community Posts**


- 
**studentuser1** - 05/21/2017 @ 22:28 -0400  
 Hello
- 
**studentuser1** - 09/21/2016 @ 18:17 -0400  
 We use Hello World cause if you do this major you will never get to see the outside world




## Professor Dashboard

| COP1000  |                  |              |
|--|------------------|--------------|
| 1<br>Section   | Fall<br>Semester | 2015<br>Year |
| Go to course  |                  |              |



| COP2000  |                  |              |
|--|------------------|--------------|
| 2<br>Section   | Fall<br>Semester | 2015<br>Year |
| Go to course  |                  |              |

| COP2000  |                  |              |
|--|------------------|--------------|
| 3<br>Section   | Fall<br>Semester | 2015<br>Year |
| Go to course  |                  |              |

### Student Management






Student Roster



Student Teams



Virtual Points



STUDENT FOCUSED • LAND GRANT • RESEARCH UNIVERSITY **NDSU**



Add New Student(s)



Enroll CSV



Enroll Single

Cancel

Select a CSV to import a student roster.  
Click [here](#) for an example student roster CSV file.



CSV File Upload

Browse

Submit





Add course team.

Team Name

Available Students

Team:



Add random course team(s).

Team Size

Create Random Team(s)

Cancel

from Team

Save Team

Cancel



Set Course Bonus Points.

Quiz Complete:

Team Complete:

First Team Complete:

Second Team Complete:

Third Team Complete:

Course Thread Post:

Profile Picture Upload:

Update Points



## Manage Course Forums

Add New Course Forum.

Name:

Description:

Add Course Forum

Cancel



Add New Course Forum

| Course Forums  |                            |   |
|----------------|----------------------------|---|
| Name           | Description                | Actions                                     |
| Course Forum 1 | Course Forum 1 Description | <a href="#">Edit</a> <a href="#">Delete</a> |
| Course Forum 2 | Course Forum 2 Description | <a href="#">Edit</a> <a href="#">Delete</a> |
| Demo Forum     | Demo                       | <a href="#">Edit</a> <a href="#">Delete</a> |



[View Course Forums](#)

Lab04 Thread


Replies: 0

Questions about lab04

Edit

Delete



Add Thread





Add new learning object assignment.

Name:

Description:

Start Date:  6/2/2017 



End Date:  6/3/2017 



Minimum passing score:



80 

Grading scheme:



Minimum

Average

Maximum

Allowed attempts:



3 

Learning Object:



Hand Tracing Sequential Code 

Add Assignment

Cancel



Student Report

Download Report



## Student Reports

COP1000 | Section 1 | Fall 2015

Select Student(s):

Student One

Student Two

Student One: Name


Student 4 Las: Name

Student 5 Las: Name

STUDENT

Opening COP1000\_Section\_1\_Report.csv

You have chosen to open:

 **COP1000\_Section\_1\_Report.csv**

which is: csv File (587 bytes)

from: data:

What should Firefox do with this file?

Open with Microsoft Excel

Save File

Do this automatically for files like this from now on.

OK

Cancel

Score

100



## Course Settings






Set Course Settings.

- Gameification
- Social Interaction
- Collaborative Learning


Update Settings




**SITE NAVIGATION**

- Dashboard 
- Learning Objects** 
- Tutorials 
- Community 
- Site News 

Professor Dashboard

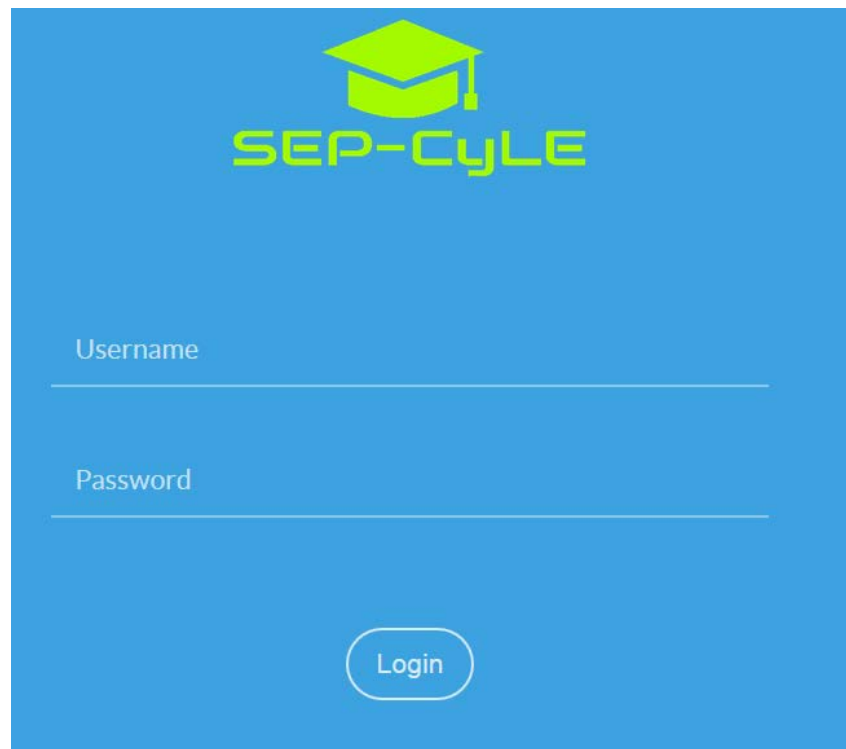
| COP2000  |          |      |
|--|----------|------|
| 2  | Fall     | 2015 |
| Section  | Semester | Year |
| Go to course  |          |      |

| COP2000  |          |      |
|--|----------|------|
| 3  | Fall     | 2015 |
| Section  | Semester | Year |
| Go to course  |          |      |

# Assign existing LO's or Create new LO



# Homepage



SEP-CyLE

Username

Password

Login

**Demo Site:**

<https://stem-cyle.cis.fiu.edu/app-devel>

**Instructor:**

userid: email

pwd: pass12345

# Learning Object Drafts



New Learning Object

General ✕

Learning Object Details

Content ✕

Learning Object Name

Practice ✕

Learning Object name is required

Quiz ✕

Learning Object Subject

Learning Object Subject is required

References ✕

Toggle Preview

Learning Object Description

Save Draft

Source 

body

Learning Object Description is required

Learning Object Author(s)

Learning Object Author is required

# Create new LO

Tool General

Tutorial Name

Tutorial Description

Tutorial Author

Tool Logo



Select a PNG, JPEG or GIF file to Import a Tool Logo.  
PNG, JPEG or GIF File Upload(No larger than 5MB)

Tool Uploaded Videos

Select a MP4 video file to Import a Tool Logo.  
MP4 Video File Upload(No larger than 250MB)

Tool Links

Link Name  
URL Link (Put full URL path i.e. https://www.google.com)

Tool Video Links

Video Link Name  
URL Link (Put full URL path i.e. https://www.youtube.com)

# Using SEP-CyLE in Classrooms

# Using WReSTT in the Classroom

## Week 0:

Virtual points allocation scheme

Pre-Test; Points allocation

## Week 1:

Introduce SEP-CyLE to Students



## Week 2-20:

Assignments and Monitor Teams

**Monitor Teams:** monitor the postings to the forums and *provides feedback to the virtual teams and the class*, with respect to their participation on completing the tutorials and quizzes

## Week 21:

Assignments and Monitor Teams

Post-Test; Survey

# Homepage



The image shows the login page for SEP-CyLE. At the top center is a logo consisting of a blue graduation cap above the text 'SEP-CyLE' in a blue, sans-serif font. Below the logo are two input fields: the first is labeled 'Username' and the second is labeled 'Password'. Both fields are empty and have a light blue border. At the bottom center of the page is a rounded rectangular button with the text 'Login' in white on a blue background.

**Demo Site:** <https://stem-cycle.cis.fiu.edu/app-demo>

**Instructor:**

userid: professoruser

pwd: professoruser

**Student:**

userid: studentuser1;

pwd: studentuser1